













Company	Previous Closing Price	Opening Price	Close	% Change	Trades	Volume	Value	MTD	YTD
<b>BANKING</b>									
ACCESSCORP	17.9	17.9	18.35	▲ 2.51%	660	56481683	1018265035	▲ 10.54%	▲ 115.88%
ETI	15.8	15.8	15.8	▬ 0.00%	70	498710	8016979.3	▲ 3.95%	▲ 49.06%
FBNH	18.5	18.5	19	▲ 2.70%	529	4691485447	87808082555	▲ 11.44%	▲ 74.31%
FIDELITYBK	7.9	7.9	8.12	▲ 2.78%	311	25099591	203905488.9	▲ 16.00%	▲ 86.67%
GTCO	36	36	35.95	▼ -0.14%	359	14591961	524501182.9	▲ 2.71%	▲ 56.30%
JAIZBANK	1.8	1.8	1.76	▼ -2.22%	164	14343195	25646659.95	▲ 5.39%	▲ 91.30%
UBA	13.1	13.1	13.35	▲ 1.91%	533	46124987	612296188	▲ 8.98%	▲ 75.66%
UBN	7.5	7.5	8.25	▲ 10.00%	40	3484232	28411511.1	▲ 12.24%	▲ 28.91%
UNITYBNK	1.35	1.35	1.48	▲ 9.63%	85	24353133	35969919.97	▲ 25.42%	▲ 169.09%
WEMABANK	5.25	5.25	5.39	▲ 2.67%	100	4175299	22493376.27	▲ 1.89%	▲ 38.21%
STERLINGNG	3.89	3.89	3.89	▬ 0.00%	255	46776407	182243858.2	▲ 15.77%	▲ 177.86%
ZENITHBANK	34.1	34.1	34.55	▲ 1.32%	349	13660213	471105195.5	▲ 0.88%	▲ 43.96%
<b>INDUSTRIAL GOODS</b>									
BERGER	11	11	11	▬ 0.00%	18	44,070.00	464,474.00	▲ 10.00%	▲ 83.33%
BETAGLAS	38.85	38.85	38.85	▬ 0.00%	6	50,060.00	2,002,403.00	▬ 0.00%	▼ -1.89%
BUACEMENT	91	91	91	▬ 0.00%	72	517,808.00	44,330,646.55	▼ -1.36%	▼ -6.91%
CAP	19.25	19.25	19.25	▬ 0.00%	33	239,357.00	4,602,046.90	▲ 0.26%	▲ 8.15%
CUTIX	2.5	2.5	2.58	▲ 3.20%	43	1,279,050.00	3,304,523.84	▼ -4.44%	▲ 28.36%
DANGCEM	285	285	290	▲ 1.75%	113	1,012,828.00	291,204,075.10	▲ 1.75%	▲ 11.11%
WAPCO	29.75	29.75	29.95	▲ 0.67%	232	5,709,613.00	170,753,666.30	▲ 1.53%	▲ 24.79%
<b>ICT</b>									
AIRTELAFRI	1319.9	1319.9	1319.9	▬ 0.00%	69	16,703.00	20,014,922.90	▬ 0.00%	▼ -19.27%
CHAMS	0.97	0.97	1.06	▲ 9.28%	99	32,312,125.00	34,250,852.50	▲ 43.24%	▲ 381.82%
COURTVILLE	0.73	0.73	0.73	▬ 0.00%	72	2,971,520.00	2,214,371.80	▲ 19.67%	▲ 58.70%
CWG	1.76	1.76	1.93	▲ 9.66%	48	4,657,405.00	8,677,473.77	▲ 4.32%	▲ 91.09%
ETRANZACT	7.79	7.79	8.56	▲ 9.88%	5	187,289.00	1,603,193.84	▲ 32.71%	▲ 144.57%
MTNN	274	274	274	▬ 0.00%	361	1,768,836.00	484,655,335.00	▲ 0.22%	▲ 27.44%
TRIPPLEG	2.76	2.76	2.76	▬ 0.00%	21	135,118.00	400,819.48	▼ -26.40%	▲ 249.37%
<b>CONSUMER GOODS</b>									
BUAFOODS	135.75	135.75	135.75	▬ 0.00%	32	21,861.00	2,905,066.50	▬ 0.00%	▲ 108.85%

CADBURY	17.85	17.85	17.85	0.00%	52	412,758.00	7,410,038.10	2.59%	50.00%
CHAMPION	5	5	4.75	-5.00%	84	6,329,878.00	28,624,047.46	-11.71%	-13.64%
DANGSUGAR	25.35	25.35	27	6.51%	211	4,627,043.00	122,198,535.25	8.00%	68.22%
FLOURMILL	34	34	33.55	-1.32%	119	2,558,103.00	85,697,650.00	-1.61%	18.13%
GUINNESS	80	80	80	0.00%	58	475,319.00	35,922,807.55	0.00%	15.44%
HONYFLOUR	3.62	3.62	3.35	-7.46%	56	1,242,589.00	4,202,685.95	1.52%	43.16%
INTBREW	5.1	5.1	5.1	0.00%	120	2,672,320.00	13,602,128.30	-1.92%	8.51%
NASCON	19.1	19.1	21	9.95%	55	1,906,402.00	39,147,896.00	12.30%	89.19%
NB	45	45	44	-2.22%	146	1,500,314.00	66,397,642.60	-2.22%	7.32%
NESTLE	1200	1200	1200	0.00%	74	240,218.00	288,773,487.90	-4.00%	9.09%
NNFM	13.2	13.2	13.2	0.00%	11	88,506.00	1,122,972.60	0.00%	114.63%
PZ	20.7	20.7	21	1.45%	92	1,539,634.00	32,857,478.60	-4.55%	85.02%
UNILEVER	17	17	17.15	0.88%	88	2,053,441.00	34,671,106.70	0.00%	0.00%
UNIONDICON	8.95	8.95	8.95	0.00%	1	291.00	2,357.10	0.00%	0.00%
VITAFOAM	21.3	21.3	21.3	0.00%	35	200,082.00	4,019,072.80	0.00%	4.16%
<b>FINANCIAL SERVICES</b>									
<b>MICRO - FINANCE BANKS</b>									
NPFMCRFBK	1.9	1.9	1.9	0.00%	29	1,635,827.00	3,106,380.15	-4.04%	12.43%
<b>OTHER FINANCIAL INSTITUTION</b>									
AFRIPRUD	6.85	6.85	6.8	-0.73%	56	1,122,013.00	7,637,514.55	0.74%	13.33%
CUSTODIAN	7.5	7.5	7.5	0.00%	73	5,050,961.00	37,878,146.90	0.00%	26.05%
UCAP	15.5	15.5	16	3.23%	57	47,999.00	13,145,195.00	1.59%	14.29%
FCMB	5.65	5.65	6.05	7.08%	390	126,766,451.00	744,090,912.06	18.63%	57.14%
ROYALEX	0.59	0.59	0.6	1.69%	28	1,229,085.00	727,610.96	-1.64%	-43.40%
STANBIC	57	57	57.95	1.67%	44	661,866.00	38,342,033.45	7.31%	73.24%
NGXGROUP	27.6	27.6	27.6	0.00%	64	3,904,872.00	107,789,704.80	-5.80%	10.18%
<b>INSURANCE CARRIERS, BROKERS AND SERVICES</b>									
AIICO	0.7	0.7	0.7	0.00%	64	24,973,233.00	17,500,822.93	-1.41%	18.64%
CHIPLC	1.08	1.18	1.18	9.26%	46	7,394,440.00	8,710,350.20	43.90%	76.12%
CORNERST	1.02	1.02	1.02	0.00%	9	13,400.00	13,989.50	-7.27%	70.00%
GUINEAINS	0.22	0.22	0.24	9.09%	20	1,389,732.00	331,325.68	14.29%	20.00%
INTENEGINS	1.43	1.43	1.3	-9.09%	23	1,120,988.00	1,468,963.48	-10.34%	242.11%
LASACO	2.07	2.07	2.09	0.97%	35	1,270,514.00	2,678,223.12	-19.62%	140.23%
LINKASSURE	0.66	0.66	0.72	9.09%	8	192,150.00	138,166.50	2.86%	80.00%
MANSARD	3.84	3.84	3.84	0.00%	70	4,243,128.00	16,219,086.32	-2.78%	92.00%
MBENEFIT	0.54	0.54	0.5	-7.41%	53	3,442,662.00	1,822,860.02	-5.66%	85.19%
NEM	5.58	5.58	6.05	8.42%	23	3,516,244.00	21,214,363.08	-5.47%	34.44%
REGALINS	0.39	0.39	0.41	5.13%	11	355,425.00	144,634.25	0.00%	64.00%

SOVRENINS	0.45	0.45	0.49	▲ 8.89%	3	197,281.00	96,667.69	■ 0.00%	▲ 75.00%
SUNUASSUR	0.52	0.52	0.52	■ 0.00%	11	280,980.00	159,958.60	■ 0.00%	■ 0.00%
UNIVINSURE	0.23	0.23	0.25	▲ 8.70%	43	16,533,452.00	4,133,303.00	▲ 19.05%	▲ 25.00%
VERITASKAP	0.29	0.31	0.31	▲ 6.90%	10	11,550,000.00	3,580,500.00	▲ 34.78%	▲ 55.00%
WAPIC	0.73	0.73	0.66	▼ -9.59%	30	2,816,689.00	1,859,014.74	▼ -20.48%	▲ 65.00%
<b>AGRICULTURE</b>									
FTNCOCOA	2.84	2.84	2.9	▲ 2.11%	108	3,807,336.00	10,887,297.30	▲ 21.34%	▲ 900.00%
LIVESTOCK	1.8	1.8	1.81	▲ 0.56%	59	3,351,725.00	5,733,835.26	▼ -9.50%	▲ 66.06%
OKOMUOIL	235	235	245	▲ 4.26%	74	320,135.00	77,509,247.90	▲ 4.26%	▲ 48.48%
PRESCO	195	195	200	▲ 2.56%	88	1,123,522.00	234,387,629.10	▲ 12.36%	▲ 45.45%
<b>CONGLOMERATE</b>									
JOHNHOLT	1.14	1.14	1.14	■ 0.00%	2	1,350.00	1,617.50	▲ 9.62%	▲ 56.16%
TRANSCORP	3.63	3.63	3.76	▲ 3.58%	359	49,184,805.00	185,758,695.43	▲ 7.12%	▲ 232.74%
UACN	11.85	11.85	11.85	■ 0.00%	54	1,024,495.00	11,074,330.75	▲ 9.72%	▲ 15.61%
<b>CONSTRUCTIONAL ESTATE</b>									
JBERGER	30	30	30	■ 0.00%	67	1,801,499.00	54,077,003.05	▼ -3.23%	▲ 22.45%
UPDC	1.19	1.19	1.08	▼ -9.24%	40	2,763,543.00	3,068,184.61	■ 0.00%	■ 0.00%
<b>HEALTH CARE</b>									
FIDSON	15	15	15.5	▲ 3.33%	80	2,791,061.00	41,690,042.26	▲ 10.71%	▲ 72.22%
GLAXOSMITH	8.25	8.25	8.35	▲ 1.21%	81	836,694.00	6,971,464.15	▲ 9.87%	▲ 35.77%
MAYBAKER	5.3	5.3	5.2	▼ -1.89%	46	954,402.00	4,971,209.41	▼ -1.52%	▲ 20.93%
NEIMETH	1.85	1.85	1.82	▼ -1.62%	24	837,367.00	1,562,223.99	■ 0.00%	▲ 27.27%
<b>OIL AND GAS</b>									
ARDOVA	16.85	16.85	16.85	■ 0.00%	36	133,241.00	2,187,024.40	▼ -0.30%	▼ -8.42%
CONOIL	93	93	102.3	▲ 10.00%	119	680,471.00	69,319,370.10	▲ 23.25%	▲ 286.04%
ETERNA	23.5	24.9	25.85	▲ 10.00%	140	2,950,539.00	75,276,657.95	▲ 23.10%	▲ 286.40%
JAPAUFGOLD	0.92	1.01	1.01	▲ 9.78%	178	55,246,571.00	55,775,740.11	▲ 44.29%	▲ 260.71%
MRS	83	83	91.3	▲ 10.00%	72	597,344.00	53,092,542.10	▲ 15.57%	▲ 547.52%
OANDO	5.8	5.8	5.7	▼ -1.72%	219	17,582,835.00	98,842,620.44	▼ -0.87%	▲ 45.41%
TOTAL	370	370	370	■ 0.00%	88	155,238.00	59,503,359.70	▲ 5.71%	▲ 91.71%
SEPLAT	1399.8	1399.8	1399.8	■ 0.00%	28	13,967.00	20,158,779.70	■ 0.00%	▲ 27.25%
<b>SERVICES</b>									
ABCTRANS	0.41	0.41	0.45	▲ 9.76%	22	540,732.00	242,069.40	▲ 2.27%	▲ 80.00%
ACADEMY	2.3	2.3	2.5	▲ 8.70%	23	503,980.00	1,146,424.55	▲ 6.38%	▲ 93.80%
CILEASING	3.52	3.52	3.52	■ 0.00%	2	250.00	882.00	▲ 0.57%	▲ 10.00%
IKEJAHOTEL	3.1	3.1	3.15	▲ 1.61%	56	503,295.00	1,574,768.62	▼ -21.05%	▲ 200.00%
LEARNAFRCA	3.2	3.2	3.52	▲ 10.00%	18	518,570.00	1,825,220.40	▲ 9.66%	▲ 60.00%
NAHCO	19.45	19.45	19.4	▼ -0.26%	102	2,475,110.00	47,627,591.70	▲ 6.30%	▲ 203.13%

TANTALIZER	0.24	0.24	0.26	 8.33%	18	2,231,170.00	556,454.40	 8.33%	 30.00%
UPL	2.55	2.55	2.54	 -0.39%	18	586,616.00	1,492,128.44	 1.60%	 33.68%
<b>NATURAL RESOURCES</b>									
IMG	9.2	9.2	9.2	 0.00%	23	63,111.00	564,305.75	 0.00%	 24.32%
MULTIVERSE	3.75	3.75	3.75	 0.00%	5	30,434.00	114,140.46	 0.00%	 -5.78%







