













Company	Previous Closing Price	Opening Price	Close	% Change	Trades	Volume	Value	MTD	YTD
<b>BANKING</b>									
ACCESSCORP	16.6	16.6	18.25	▲ 9.94%	912	132518985	2383617220	▲ 9.94%	▲ 114.71%
ETI	15.2	15.2	16.35	▲ 7.57%	193	14599835	228904928.4	▲ 7.57%	▲ 54.25%
FBNH	17.05	17.05	18.35	▲ 7.62%	283	15698007	281605991	▲ 7.62%	▲ 68.35%
FIDELITYBK	7	7	7.7	▲ 10.00%	387	70476926	523222016.6	▲ 10.00%	▲ 77.01%
GTCO	35	35	36.5	▲ 4.29%	619	41813247	1510555921	▲ 4.29%	▲ 58.70%
JAIZBANK	1.67	1.67	1.82	▲ 8.98%	276	80637763	138392606.4	▲ 8.98%	▲ 97.83%
UBA	300	300	300	▲ 9.80%	894	9624	2748243	▲ 9.80%	▲ 76.97%
UBN	7.35	7.35	7.5	▲ 2.04%	33	451743	3347789.05	▲ 2.04%	▲ 17.19%
UNITYBNK	1.18	1.18	1.29	▲ 9.32%	52	5507558	7020721.04	▲ 9.32%	▲ 134.55%
WEMABANK	5.29	5.29	5.81	▲ 9.83%	120	4089744	22719005.75	▲ 9.83%	▲ 48.97%
STERLINGNG	3.36	3.36	3.69	▲ 9.82%	150	55196261	203607162.9	▲ 9.82%	▲ 163.57%
ZENITHBANK	34.25	34.25	35.25	▲ 2.92%	608	49970853	1750836391	▲ 2.92%	▲ 46.88%
<b>INDUSTRIAL GOODS</b>									
BERGER	10	10	10.95	▲ 9.50%	26	514,523.00	5,642,314.35	▲ 9.50%	▲ 82.50%
BETAGLAS	38.85	38.85	38.85	▬ 0.00%	22	140,318.00	5,462,590.75	▬ 0.00%	▼ -1.89%
BUACEMENT	92.25	92.25	92.25	▬ 0.00%	114	845,828.00	72,044,286.00	▬ 0.00%	▼ -5.63%
CAP	19.2	19.2	19.6	▲ 2.08%	42	505,067.00	9,930,055.75	▲ 2.08%	▲ 10.11%
CUTIX	2.7	2.7	2.62	▼ -2.96%	63	2,724,139.00	7,300,688.26	▼ -2.96%	▲ 30.35%
DANGCEM	285	285	285	▬ 0.00%	110	430,638.00	123,285,763.20	▬ 0.00%	▲ 9.20%
WAPCO	29.5	29.5	29.65	▲ 0.51%	309	19,140,517.00	567,098,788.25	▲ 0.51%	▲ 23.54%
<b>ICT</b>									
AIRTELAFRI	1319.9	1319.9	1319.9	▬ 0.00%	41	2,253.00	2,910,795.30	▬ 0.00%	▼ -19.27%
CHAMS	0.74	0.81	0.81	▲ 9.46%	10	620,219.00	502,377.39	▲ 9.46%	▲ 268.18%
COURTVILLE	0.61	0.61	0.67	▲ 9.84%	29	907,573.00	590,412.18	▲ 9.84%	▲ 45.65%
CWG	1.85	1.85	1.85	▬ 0.00%	16	130,415.00	232,833.48	▬ 0.00%	▲ 83.17%
ETRANZACT	6.45	6.45	7.09	▲ 9.92%	37	2,561,115.00	18,158,172.31	▲ 9.92%	▲ 102.57%
MTNN	273.4	273.4	278	▲ 1.68%	467	1,077,039.00	297,179,595.40	▲ 1.68%	▲ 29.30%
TRIPPLEG	300	300	300	▼ -9.87%	25	9,624.00	2,748,243.00	▼ -9.87%	▲ 327.85%
<b>CONSUMER GOODS</b>									
BUAFOODS	135.75	135.75	135.75	▬ 0.00%	53	213,702.00	29,157,408.60	▬ 0.00%	▲ 108.85%

CADBURY	17.4	17.4	17.7	▲ 1.72%	138	2,504,051.00	44,035,174.40	▲ 1.72%	▲ 48.74%
CHAMPION	5.38	5.38	5.74	▲ 6.69%	121	14,550,262.00	74,777,120.25	▲ 6.69%	▲ 4.36%
DANGSUGAR	25	25	25.75	▲ 3.00%	164	2,072,473.00	53,663,157.50	▲ 3.00%	▲ 60.44%
FLOURMILL	34.1	34.1	34.15	▲ 0.15%	290	10,151,958.00	347,064,294.15	▲ 0.15%	▲ 20.25%
GUINNESS	80	80	80	▬ 0.00%	100	308,309.00	23,461,023.85	▬ 0.00%	▲ 15.44%
HONYFLOUR	3.3	3.3	3.39	▲ 2.73%	75	3,462,062.00	11,601,801.04	▲ 2.73%	▲ 44.87%
INTBREW	5.2	5.2	5.15	▼ -0.96%	160	13,349,396.00	68,550,945.35	▼ -0.96%	▲ 9.57%
NASCON	18.7	18.7	19.95	▲ 6.68%	122	8,332,267.00	159,821,817.20	▲ 6.68%	▲ 79.73%
NB	45	45	45	▬ 0.00%	180	7,253,860.00	326,982,588.95	▬ 0.00%	▲ 9.76%
NESTLE	1250	1250	1250	▬ 0.00%	74	31,156.00	37,034,207.20	▬ 0.00%	▲ 13.64%
NNFM	13.2	13.2	13.2	▬ 0.00%	26	265,151.00	3,634,010.25	▬ 0.00%	▲ 114.63%
PZ	22	22	23	▲ 4.55%	218	3,070,160.00	71,359,769.10	▲ 4.55%	▲ 102.64%
UNILEVER	16.3	16.3	17.5	▲ 7.36%	174	3,149,171.00	53,509,873.15	▬ 0.00%	▬ 0.00%
UNIONDICON	8.95	8.95	8.95	▬ 0.00%	3	100,003.00	810,024.30	▬ 0.00%	▬ 0.00%
VITAFOAM	21.3	21.3	21.3	▬ 0.00%	56	488,609.00	10,085,128.25	▬ 0.00%	▲ 4.16%
<b>FINANCIAL SERVICES</b>									
<b>MICRO - FINANCE BANKS</b>									
NPFMCRFBK	1.98	1.98	2	▲ 1.01%	45	1,916,792.00	3,757,789.72	▲ 1.01%	▲ 18.34%
<b>OTHER FINANCIAL INSTITUTION</b>									
AFRIPRUD	6.75	6.75	7	▲ 3.70%	135	4,671,282.00	32,638,339.65	▲ 3.70%	▲ 16.67%
CUSTODIAN	7.5	7.5	7.5	▬ 0.00%	19	138,129.00	1,017,298.30	▬ 0.00%	▲ 26.05%
UCAP	15.75	15.75	17.05	▲ 8.25%	25	9,624.00	2,748,243.00	▲ 8.25%	▲ 21.79%
FCMB	5.1	5.1	5.4	▲ 5.88%	490	#####	930,697,452.46	▲ 5.88%	▲ 40.26%
ROYALEX	0.61	0.61	0.6	▼ -1.64%	29	4,303,713.00	2,538,052.98	▼ -1.64%	▼ -43.40%
STANBIC	54	54	59	▲ 9.26%	86	1,056,648.00	59,077,120.50	▲ 9.26%	▲ 76.38%
NGXGROUP	29.3	29.3	28.8	▼ -1.71%	21	403,022.00	11,662,911.70	▼ -1.71%	▲ 14.97%
<b>INSURANCE CARRIERS, BROKERS AND SERVICES</b>									
AIICO	0.71	0.71	0.73	▲ 2.82%	141	12,056,002.00	8,729,823.12	▲ 2.82%	▲ 23.73%
CHIPLC	0.82	0.82	0.9	▲ 9.76%	8	1,771,900.00	1,594,710.00	▲ 9.76%	▲ 34.33%
CORNERST	1.1	1.1	1	▼ -9.09%	40	5,574,428.00	6,167,958.24	▼ -9.09%	▲ 66.67%
GUINEAINS	0.21	0.21	0.22	▲ 4.76%	18	423,680.00	92,283.40	▲ 4.76%	▲ 10.00%
INTENEGINS	1.45	1.45	1.44	▼ -0.69%	13	414,565.00	601,717.60	▼ -0.69%	▲ 278.95%
LASACO	2.6	2.6	2.67	▲ 2.69%	43	884,192.00	2,372,433.80	▲ 2.69%	▲ 206.90%
LINKASSURE	0.7	0.7	0.77	▲ 10.00%	24	1,586,356.00	1,218,350.90	▲ 10.00%	▲ 92.50%
MANSARD	3.95	3.95	4.13	▲ 4.56%	167	14,137,289.00	56,063,529.86	▲ 4.56%	▲ 106.50%
MBENEFIT	0.53	0.53	0.58	▲ 9.43%	63	9,119,434.00	5,238,358.05	▲ 9.43%	▲ 114.81%
NEM	6.4	6.4	6.2	▼ -3.13%	16	186,788.00	1,156,232.63	▼ -3.13%	▲ 37.78%
REGALINS	0.41	0.41	0.44	▲ 7.32%	36	4,085,450.00	1,757,849.00	▲ 7.32%	▲ 76.00%

SOVRENINS	0.49	0.49	0.49	0.00%	15	948,160.00	491,175.06	0.00%	75.00%
SUNUASSUR	0.48	0.48	0.48	0.00%	6	20,998.00	10,318.96	0.00%	0.00%
UNIVINSURE	0.21	0.21	0.23	9.52%	11	2,490,987.00	572,927.01	9.52%	15.00%
VERITASKAP	0.23	0.23	0.25	8.70%	35	10,680,302.00	2,652,245.50	8.70%	25.00%
WAPIC	0.83	0.83	0.84	1.20%	65	7,410,559.00	6,230,844.03	1.20%	110.00%
<b>AGRICULTURE</b>									
FTNCOCOA	2.39	2.39	2.62	9.62%	49	16,762,421.00	43,917,543.02	9.62%	803.45%
LIVESTOCK	2	2	1.99	-0.50%	106	6,481,346.00	12,397,482.31	-0.50%	82.57%
OKOMUOIL	235	235	235	0.00%	72	310,584.00	72,358,853.40	0.00%	42.42%
PRESCO	178	178	178	0.00%	57	341,309.00	65,918,157.80	0.00%	29.45%
<b>CONGLOMERATE</b>									
JOHNHOLT	1.04	1.04	1.04	0.00%	1	2,222.00	2,533.08	0.00%	42.47%
TRANSCORP	3.51	3.51	3.86	9.97%	375	74,963,674.00	285,247,739.46	9.97%	241.59%
UACN	10.8	10.8	11.85	9.72%	100	4,919,880.00	56,470,032.45	9.72%	15.61%
<b>CONSTRUCTIONAL ESTATE</b>									
JBERGER	31	31	30	-3.23%	61	419,060.00	12,741,837.60	-3.23%	22.45%
UPDC	1.2	1.2	1.21	0.83%	27	1,106,551.00	1,335,990.65	0.00%	0.00%
<b>HEALTH CARE</b>									
FIDSON	14	14	14.95	6.79%	81	3,872,592.00	55,616,199.61	6.79%	66.11%
GLAXOSMITH	7.6	7.6	8.1	6.58%	73	3,087,007.00	23,746,835.70	6.58%	31.71%
MAYBAKER	5.28	5.28	5.29	0.19%	59	717,703.00	3,931,367.98	0.19%	23.02%
NEIMETH	1.82	1.82	1.81	-0.55%	30	2,032,048.00	3,656,152.42	-0.55%	26.57%
<b>OIL AND GAS</b>									
ARDOVA	16.9	16.9	16.9	0.00%	57	1,702,806.00	28,671,611.10	0.00%	-8.15%
CONOIL	83	83	88	6.02%	67	278,141.00	24,359,148.50	6.02%	232.08%
ETERNA	21	23.1	23.1	10.00%	62	2,308,397.00	53,323,970.70	10.00%	245.29%
JAPAUFGOLD	0.7	0.7	0.77	10.00%	55	7,194,669.00	5,523,891.33	10.00%	175.00%
MRS	79	79	83	5.06%	80	500,770.00	40,495,660.15	5.06%	488.65%
OANDO	5.75	5.75	5.8	0.87%	176	7,821,936.00	45,470,888.77	0.87%	47.96%
TOTAL	350	350	350	0.00%	81	261,848.00	93,420,105.50	0.00%	81.35%
SEPLAT	1399.8	1399.8	1399.8	0.00%	52	36,957.00	55,252,841.20	0.00%	27.25%
<b>SERVICES</b>									
ABCTRANS	0.44	0.44	0.41	-6.82%	26	579,867.00	243,266.16	-6.82%	64.00%
ACADEMY	2.35	2.35	2.35	0.00%	31	536,627.00	1,177,426.43	0.00%	82.17%
CILEASING	3.5	3.5	3.5	0.00%	19	637,000.00	2,188,880.00	0.00%	9.38%
IKEJAHOTEL	3.99	3.99	4.38	9.77%	80	5,199,160.00	22,460,392.10	9.77%	317.14%
LEARNAFRCA	3.21	3.21	3.21	0.00%	12	49,700.00	174,355.00	0.00%	45.91%
NAHCO	18.25	18.25	19.5	6.85%	214	7,391,805.00	146,969,704.00	6.85%	204.69%

TANTALIZER	0.24	0.24	0.24	 0.00%	16	2,656,403.00	629,321.48	 0.00%	 20.00%
UPL	2.5	2.5	2.75	 10.00%	29	1,398,343.00	3,827,733.00	 10.00%	 44.74%
<b>NATURAL RESOURCES</b>									
IMG	9.2	9.2	9.2	 0.00%	23	138,169.00	1,304,075.20	 0.00%	 24.32%
MULTIVERSE	3.75	3.75	3.75	 0.00%	8	107,777.00	404,093.15	 0.00%	 -5.78%







