










Company	Previous Closing Price	Opening Price	Close	% Change	Trades	Volume	Value	MTD	YTD
BANKING									
ACCESSCORP	15.25	15.25	15.8	▲ 3.61%	654	111668408	1741480345	▲ 28.46%	▲ 85.88%
ETI	15.2	15.2	15.2	▬ 0.00%	37	270409	4258407.7	▲ 21.60%	▲ 43.40%
FBNH	16.9	16.9	17	▲ 0.59%	152	2670363	45341832.85	▲ 18.06%	▲ 55.96%
FIDELITYBK	6.96	6.96	6.98	▲ 0.29%	327	30329210	213229734.2	▲ 24.42%	▲ 60.46%
GTCO	32.7	32.7	34.4	▲ 5.20%	964	78985560	2692875883	▲ 19.86%	▲ 49.57%
JAIZBANK	1.52	1.52	1.67	▲ 9.87%	183	22757267	37219507.71	▲ 38.02%	▲ 81.52%
UBA	300	300	300	▲ 4.70%	624	53291	14965723.5	▲ 23.74%	▲ 61.18%
UBN	7.35	7.35	7.35	▬ 0.00%	21	94404	665596.5	▼ -0.68%	▲ 14.84%
UNITYBNK	0.99	0.9	1.08	▲ 9.09%	113	10037073	10130511.16	▲ 103.77%	▲ 96.36%
WEMABANK	4.99	4.99	5.02	▲ 0.60%	84	5662084	29768720.19	▲ 25.50%	▲ 28.72%
STERLINGNG	2.79	2.79	3.06	▲ 9.68%	206	65612271	195574975.3	▲ 49.27%	▲ 118.57%
ZENITHBANK	32.5	32.5	34	▲ 4.62%	602	52436609	1769838593	▲ 17.24%	▲ 41.67%
INDUSTRIAL GOODS									
BERGER	10	10	10	▬ 0.00%	23	213,372.00	2,178,765.30	▼ -0.99%	▲ 66.67%
BETAGLAS	38.85	38.85	38.85	▬ 0.00%	14	25,197.00	981,359.70	▼ -1.89%	▼ -1.89%
BUACEMENT	92.25	92.25	92.25	▬ 0.00%	70	325,299.00	28,518,770.10	▲ 0.27%	▼ -5.63%
CAP	19.2	19.2	19.2	▬ 0.00%	19	39,366.00	765,281.30	▼ -6.11%	▲ 7.87%
CUTIX	2.6	2.6	2.6	▬ 0.00%	50	674,984.00	1,746,760.16	▲ 4.00%	▲ 29.35%
DANGCEM	287.5	287.5	287.5	▬ 0.00%	118	502,882.00	142,249,484.00	▼ -0.86%	▲ 10.15%
WAPCO	29.05	29.05	29.9	▲ 2.93%	164	3,852,048.00	113,341,978.80	▲ 15.00%	▲ 24.58%
ICT									
AIRTELAFRI	1260	1260	1260	▬ 0.00%	39	13,136.00	16,277,161.10	▲ 7.23%	▼ -22.94%
CHAMS	0.62	0.62	0.68	▲ 9.68%	28	4,564,775.00	3,103,954.00	▲ 38.78%	▲ 209.09%
COURTVILLE	0.6	0.6	0.66	▲ 10.00%	39	2,214,127.00	1,456,168.95	▲ 32.00%	▲ 43.48%
CWG	1.82	1.82	1.82	▬ 0.00%	10	215,540.00	387,892.00	▲ 8.33%	▲ 80.20%
ETRANZACT	5.88	5.88	5.88	▬ 0.00%	17	76,214.00	441,592.38	▲ 49.24%	▲ 68.00%
MTNN	260	260	267.2	▲ 2.77%	334	5,208,007.00	1,375,916,952.80	▲ 6.45%	▲ 24.28%
CONSUMER GOODS									
BUAFOODS	135.75	135.75	135.75	▬ 0.00%	37	23,918.00	3,433,174.40	▲ 4.50%	▲ 108.85%
CADBURY	17.1	17.1	17.4	▲ 1.75%	36	388,329.00	6,728,741.90	▼ -2.25%	▲ 46.22%

CHAMPION	4.8	4.8	4.9	▲ 2.08%	79	9,897,157.00	45,932,745.24	▲ 17.79%	▼ -10.91%
DANGSUGAR	23.95	23.95	25	▲ 4.38%	236	11,888,263.00	294,392,910.55	▲ 21.95%	▲ 55.76%
FLOURMILL	34.5	34.5	34.1	▼ -1.16%	105	1,543,886.00	52,900,251.10	▼ -2.01%	▲ 20.07%
GUINNESS	80	80	80	■ 0.00%	56	142,926.00	11,376,708.30	▲ 14.29%	▲ 15.44%
HONYFLOUR	3.45	3.45	3.45	■ 0.00%	48	274,875.00	978,818.84	▲ 10.93%	▲ 47.44%
INTBREW	5.1	5.1	5.1	■ 0.00%	79	5,207,670.00	26,536,289.50	■ 0.00%	▲ 8.51%
NASCON	18.65	18.65	18.7	▲ 0.27%	22	225,530.00	4,227,118.00	▲ 23.03%	▲ 68.47%
NB	43	43	43.95	▲ 2.21%	108	4,830,022.00	208,003,738.05	▲ 5.14%	▲ 7.20%
NESTLE	1250	1250	1250	■ 0.00%	79	253,720.00	303,917,636.10	■ 0.00%	▲ 13.64%
NNFM	13	13	13	■ 0.00%	11	26,060.00	350,628.00	▼ -0.76%	▲ 111.38%
PZ	20.65	20.65	20	▼ -3.15%	64	1,371,060.00	27,386,524.35	▲ 18.34%	▲ 76.21%
UNILEVER	15.5	15.5	15.5	■ 0.00%	42	538,958.00	8,284,515.90	■ 0.00%	■ 0.00%
UNIONDICON	8.95	8.95	8.95	■ 0.00%	1	218.00	1,765.80	■ 0.00%	■ 0.00%
VITAFOAM	21.1	21.1	21	▼ -0.47%	41	848,777.00	17,621,891.65	▼ -1.87%	▲ 2.69%
FINANCIAL SERVICES									
MICRO - FINANCE BANKS									
NPFMCRFBK	1.8	1.8	1.92	▲ 6.67%	59	4,259,867.00	8,143,623.06	▲ 6.67%	▲ 13.61%
OTHER FINANCIAL INSTITUTION									
AFRIPRUD	6.55	6.55	6.9	▲ 5.34%	221	3,459,309.00	23,762,566.45	▲ 16.95%	▲ 15.00%
CUSTODIAN	7.5	7.5	7.5	■ 0.00%	14	26,394.00	193,704.95	▲ 22.95%	▲ 26.05%
UCAP	15.45	15.45	15.55	▲ 0.65%	43	53,291.00	14,965,723.50	▲ 16.92%	▲ 11.07%
FCMB	5.02	5.02	5.34	▲ 6.37%	200	21,790,419.00	113,808,335.25	▲ 16.09%	▲ 38.70%
ROYALEX	0.58	0.58	0.58	■ 0.00%	6	161,182.00	92,994.74	▲ 28.89%	▼ -45.28%
STANBIC	51.8	51.8	52.85	▲ 2.03%	69	1,045,137.00	54,517,075.00	▲ 32.13%	▲ 58.00%
NGXGROUP	28.95	28.95	28.95	■ 0.00%	15	40,651.00	1,172,689.55	▼ -0.17%	▲ 15.57%
INSURANCE CARRIERS, BROKERS AND SERVICES									
AIICO	0.72	0.72	0.72	■ 0.00%	66	8,729,273.00	6,212,184.00	▲ 18.03%	▲ 22.03%
CHIPLC	0.69	0.69	0.75	▲ 8.70%	61	13,154,156.00	9,440,363.58	▲ 44.23%	▲ 11.94%
CORNERST	1.21	1.21	1.21	■ 0.00%	26	738,330.00	873,479.41	▲ 55.13%	▲ 101.67%
GUINEAINS	0.23	0.23	0.23	■ 0.00%	9	99,633.00	23,001.93	▲ 15.00%	▲ 15.00%
INTENEGINS	1.57	1.57	1.57	■ 0.00%	2	91,000.00	133,800.00	▲ 30.83%	▲ 313.16%
LASACO	2.65	2.65	2.65	■ 0.00%	65	3,123,329.00	8,390,131.77	▲ 64.60%	▲ 204.60%
LINKASSURE	0.66	0.66	0.66	■ 0.00%	42	1,686,589.00	1,127,072.38	▲ 26.92%	▲ 65.00%
MANSARD	4	4	3.95	▼ -1.25%	130	7,836,582.00	31,494,221.58	▲ 21.54%	▲ 97.50%
MBENEFIT	0.45	0.45	0.49	▲ 8.89%	41	4,027,161.00	1,917,440.83	▲ 36.11%	▲ 81.48%
NEM	6.05	6.05	6.06	▲ 0.17%	19	1,506,652.00	9,646,272.60	▲ 27.58%	▲ 34.67%
REGALINS	0.4	0.4	0.38	▼ -5.00%	10	885,520.00	340,463.40	▲ 11.76%	▲ 52.00%
SOVRENINS	0.54	0.54	0.5	▼ -7.41%	27	4,937,030.00	2,524,972.70	▲ 38.89%	▲ 78.57%

SUNUASSUR	0.48	0.48	0.46	0.00%	18	3,013,553.00	1,498,753.78	0.00%	0.00%
UNIVINSURE	0.23	0.23	0.23	0.00%	30	4,903,495.00	1,134,719.85	15.00%	15.00%
VERITASKAP	0.21	0.21	0.22	4.76%	22	3,690,146.00	846,733.58	0.00%	10.00%
WAPIC	0.89	0.89	0.86	-3.37%	72	8,375,934.00	7,324,481.82	86.96%	115.00%
AGRICULTURE									
FTNCOCOA	1.99	1.99	2.18	9.55%	183	19,659,744.00	41,738,812.71	169.14%	651.72%
LIVESTOCK	1.85	1.85	1.89	2.16%	66	3,140,925.00	5,510,877.91	27.70%	73.39%
OKOMUOIL	225	225	225	0.00%	52	89,644.00	20,648,310.00	19.68%	36.36%
PRESCO	178	178	178	0.00%	75	699,563.00	131,006,645.50	15.58%	29.45%
CONGLOMERATE									
JOHNHOLT	1.04	1.04	1.04	0.00%	6	26,508.00	28,448.48	-45.55%	42.47%
TRANSCORP	3.3	3.3	3.46	4.85%	283	34,567,800.00	118,635,873.31	11.97%	206.19%
UACN	10	10	9.95	-0.50%	47	1,012,464.00	10,064,120.30	4.74%	-2.93%
CONSTRUCTIONAL ESTATE									
JBERGER	31	31	31	0.00%	44	399,585.00	12,314,715.75	-1.27%	26.53%
UPDC	1.2	1.2	1.2	0.00%	21	834,445.00	996,772.75	0.00%	0.00%
HEALTH CARE									
FIDSON	12.5	12.5	13.2	5.60%	52	2,078,123.00	26,970,809.18	25.36%	46.67%
GLAXOSMITH	7.4	7.4	7.4	0.00%	32	436,503.00	3,376,010.15	-1.99%	20.33%
MAYBAKER	5.45	5.45	5.1	-6.42%	49	2,557,809.00	13,077,867.55	21.43%	18.60%
NEIMETH	1.8	1.8	1.8	0.00%	22	551,630.00	978,728.58	7.78%	25.87%
OIL AND GAS									
ARDOVA	16.9	16.9	16.9	0.00%	37	254,947.00	4,177,135.25	-2.31%	-8.15%
CONOIL	80.25	80.25	82	2.18%	66	469,484.00	39,087,549.35	41.50%	209.43%
ETERNA	17.4	19.1	19.1	9.77%	22	858,566.00	16,398,610.60	148.05%	185.50%
JAPAUFGOLD	0.59	0.59	0.64	8.47%	126	22,017,136.00	13,628,416.65	72.97%	128.57%
MRS	79	79	79	0.00%	42	310,584.00	23,082,032.95	76.14%	460.28%
OANDO	5.5	5.5	5.5	0.00%	128	3,051,696.00	16,750,979.87	-4.68%	40.31%
TOTAL	336	336	350	4.17%	68	159,532.00	56,467,590.60	28.68%	81.35%
SEPLAT	1360	1360	1399.8	2.93%	47	805,277.00	1,111,470,037.30	16.65%	27.25%
SERVICES									
ABCTRANS	0.44	0.44	0.44	0.00%	25	458,394.00	204,369.60	2.33%	76.00%
ACADEMY	2.2	2.2	2.2	0.00%	21	140,683.00	336,635.88	14.58%	70.54%
CILEASING	3.88	3.88	3.5	-9.79%	6	725,900.00	2,542,420.00	0.86%	9.38%
IKEJAHOTEL	3.3	3.3	3.63	10.00%	43	3,685,803.00	13,291,263.98	53.16%	245.71%
LEARNAFRCA	2.92	2.92	2.92	0.00%	8	85,979.00	274,929.39	20.66%	32.73%
NAHCO	15.7	15.7	17.25	9.87%	96	2,604,998.00	44,423,173.90	25.91%	169.53%
TANTALIZER	0.22	0.22	0.24	9.09%	20	1,269,568.00	287,322.56	14.29%	20.00%

UPL	2.35	2.35	2.46	 4.68%	28	1,345,420.00	3,306,425.60	 3.80%	 29.47%
NATURAL RESOURCES									
IMG	9.2	9.2	9.2	 0.00%	26	370,560.00	3,651,071.00	 9.52%	 24.32%
MULTIVERSE	3.75	3.75	3.75	 0.00%	1	2,600.00	10,244.00	 -8.31%	 -5.78%