










Company	Previous Closing Price	Opening Price	Close	% Change	Trades	Volume	Value	MTD	YTD
BANKING									
ACCESSCORP	14.95	14.95	15.25	▲ 2.01%	402	74602250	1134046681	▲ 23.98%	▲ 79.41%
ETI	14	14	15.2	▲ 8.57%	126	39821986	604805291	▲ 21.60%	▲ 43.40%
FBNH	17.3	17.3	16.9	▼ -2.31%	146	2167437	36480377.65	▲ 17.36%	▲ 55.05%
FIDELITYBK	6.99	6.99	6.96	▼ -0.43%	118	10776079	75129530.99	▲ 24.06%	▲ 60.00%
GTCO	31.45	31.45	32.7	▲ 3.97%	430	44833367	1449411957	▲ 13.94%	▲ 42.17%
JAIZBANK	1.41	1.41	1.52	▲ 7.80%	90	5424248	8067951.55	▲ 25.62%	▲ 65.22%
UBA	300	300	300	▲ 2.18%	375	13383	3887730	▲ 18.18%	▲ 53.95%
UBN	7.35	7.35	7.35	▬ 0.00%	25	242652	1722931.95	▼ -0.68%	▲ 14.84%
UNITYBNK	1.1	1.1	0.99	▼ -10.00%	84	5549262	5525770.39	▲ 86.79%	▲ 80.00%
WEMABANK	4.82	4.82	4.99	▲ 3.53%	51	3308468	16112177.91	▲ 24.75%	▲ 27.95%
STERLINGNG	2.57	2.57	2.79	▲ 8.56%	85	9272801	25820638.82	▲ 36.10%	▲ 99.29%
ZENITHBANK	32	32	32.5	▲ 1.56%	400	28574335	915654024.5	▲ 12.07%	▲ 35.42%
INDUSTRIAL GOODS									
BERGER	10.45	10.45	10	▼ -4.31%	23	610,924.00	6,094,932.40	▼ -0.99%	▲ 66.67%
BETAGLAS	38.85	38.85	38.85	▬ 0.00%	40	316,113.00	11,444,785.10	▼ -1.89%	▼ -1.89%
BUACEMENT	90	90	92.25	▲ 2.50%	574	45,405,509.00	3,861,335,324.45	▲ 0.27%	▼ -5.63%
CAP	19.2	19.2	19.2	▬ 0.00%	17	164,281.00	3,251,561.00	▼ -6.11%	▲ 7.87%
CUTIX	2.75	2.75	2.6	▼ -5.45%	37	1,429,197.00	3,713,702.18	▲ 4.00%	▲ 29.35%
DANGCEM	287.5	287.5	287.5	▬ 0.00%	91	232,855.00	64,915,259.60	▼ -0.86%	▲ 10.15%
WAPCO	28.85	28.85	29.05	▲ 0.69%	133	3,107,067.00	90,091,852.90	▲ 11.73%	▲ 21.04%
ICT									
AIRTELAFRI	1266.8	1266.8	1260	▼ -0.54%	93	2,077,505.00	2,613,071,970.00	▲ 7.23%	▼ -22.94%
CHAMS	0.57	0.55	0.62	▲ 8.77%	37	10,388,783.00	6,290,232.96	▲ 26.53%	▲ 181.82%
COURTVILLE	0.58	0.58	0.6	▲ 3.45%	23	1,313,544.00	791,474.13	▲ 20.00%	▲ 30.43%
CWG	1.82	1.82	1.82	▬ 0.00%	9	332,563.00	642,622.38	▲ 8.33%	▲ 80.20%
ETRANZACT	5.88	5.88	5.88	▬ 0.00%	16	106,878.00	678,320.70	▲ 49.24%	▲ 68.00%
MTNN	265.5	265.5	260	▼ -2.07%	351	1,473,115.00	384,154,037.80	▲ 3.59%	▲ 20.93%
TRIPPLEG	300	300	300	▬ 0.00%	31	13,383.00	3,887,730.00	▬ 0.00%	▲ 393.67%
CONSUMER GOODS									
BUAFOODS	135.75	135.75	135.75	▬ 0.00%	47	188,661.00	26,231,776.85	▲ 4.50%	▲ 108.85%
CADBURY	17.1	17.1	17.1	▬ 0.00%	45	354,472.00	6,111,265.95	▼ -3.93%	▲ 43.70%

CHAMPION	4.46	4.46	4.8	▲ 7.62%	68	3,009,627.00	13,420,863.06	▲ 15.38%	▼ -12.73%
DANGSUGAR	23.6	23.6	23.95	▲ 1.48%	130	1,300,071.00	30,861,968.50	▲ 16.83%	▲ 49.22%
FLOURMILL	34.5	34.5	34.5	▬ 0.00%	91	765,127.00	26,362,528.60	▼ -0.86%	▲ 21.48%
GUINNESS	80	80	80	▬ 0.00%	49	73,535.00	5,989,774.80	▲ 14.29%	▲ 15.44%
HONYFLOUR	3.4	3.4	3.45	▲ 1.47%	32	604,168.00	2,094,397.60	▲ 10.93%	▲ 47.44%
INTBREW	5.1	5.1	5.1	▬ 0.00%	52	1,372,626.00	6,979,441.35	▬ 0.00%	▲ 8.51%
NASCON	18.7	18.7	18.65	▼ -0.27%	48	981,352.00	18,266,169.40	▲ 22.70%	▲ 68.02%
NB	43.7	43.7	43	▼ -1.60%	106	2,187,982.00	94,568,652.70	▲ 2.87%	▲ 4.88%
NESTLE	1250	1250	1250	▬ 0.00%	185	123,546.00	139,964,783.50	▬ 0.00%	▲ 13.64%
NNFM	13	13	13	▬ 0.00%	5	135,351.00	1,779,520.20	▼ -0.76%	▲ 111.38%
PZ	18.9	18.9	20.65	▲ 9.26%	82	2,143,476.00	40,754,176.50	▲ 22.19%	▲ 81.94%
UNILEVER	15.5	15.5	15.5	▬ 0.00%	39	168,676.00	2,602,143.35	▬ 0.00%	▬ 0.00%
UNIONDICON	8.95	8.95	8.95	▬ 0.00%	1	11,000.00	89,100.00	▬ 0.00%	▬ 0.00%
VITAFOAM	21.1	21.1	21.1	▬ 0.00%	22	76,413.00	1,593,331.50	▼ -1.40%	▲ 3.18%
FINANCIAL SERVICES									
MICRO - FINANCE BANKS									
NPFMCRFBK	1.79	1.79	1.8	▲ 0.56%	17	1,464,122.00	2,644,327.10	▼ 0.00%	▲ 6.51%
OTHER FINANCIAL INSTITUTION									
AFRIPRUD	6.6	6.6	6.55	▼ -0.76%	88	2,356,199.00	15,485,532.60	▲ 11.02%	▲ 9.17%
CUSTODIAN	7.5	7.5	7.5	▬ 0.00%	35	1,153,360.00	8,647,090.50	▲ 22.95%	▲ 26.05%
UCAP	14.85	14.85	15.45	▲ 4.04%	31	13,383.00	3,887,730.00	▲ 16.17%	▲ 10.36%
FCMB	5	5	5.02	▲ 0.40%	98	5,197,545.00	26,078,514.92	▲ 9.13%	▲ 30.39%
ROYALEX	0.59	0.59	0.58	▼ -1.69%	11	666,448.00	387,198.62	▲ 28.89%	▼ -45.28%
STANBIC	51.8	51.8	51.8	▬ 0.00%	41	156,704.00	8,043,362.40	▲ 29.50%	▲ 54.86%
NGXGROUP	28.95	28.95	28.95	▬ 0.00%	22	99,716.00	2,827,662.30	▼ -0.17%	▲ 15.57%
INSURANCE CARRIERS, BROKERS AND SERVICES									
AIICO	0.68	0.68	0.72	▲ 5.88%	77	9,477,697.00	6,675,878.22	▲ 18.03%	▲ 22.03%
CHIPLC	0.69	0.69	0.69	▬ 0.00%	58	6,312,910.00	4,307,232.58	▲ 32.69%	▲ 2.99%
CORNERST	1.22	1.22	1.21	▼ -0.82%	9	337,953.00	397,527.88	▲ 55.13%	▲ 101.67%
GUINEAINS	0.24	0.24	0.23	▼ -4.17%	11	484,819.00	111,695.60	▲ 15.00%	▲ 15.00%
INTENEGINS	1.57	1.57	1.57	▬ 0.00%	9	223,989.00	324,236.05	▲ 30.83%	▲ 313.16%
LASACO	2.57	2.57	2.65	▲ 3.11%	50	2,289,513.00	6,065,754.22	▲ 64.60%	▲ 204.60%
LINKASSURE	0.64	0.64	0.66	▲ 3.13%	14	431,417.00	278,676.16	▲ 26.92%	▲ 65.00%
MANSARD	3.78	3.78	4	▲ 5.82%	148	6,675,810.00	26,628,993.61	▲ 23.08%	▲ 100.00%
MBENEFIT	0.45	0.45	0.45	▬ 0.00%	16	5,869,629.00	2,683,298.83	▲ 25.00%	▲ 66.67%
NEM	6.3	6.3	6.05	▼ -3.97%	18	424,128.00	2,538,016.79	▲ 27.37%	▲ 34.44%
REGALINS	0.4	0.4	0.4	▬ 0.00%	2	23,500.00	9,235.00	▲ 17.65%	▲ 60.00%
SOVRENINS	0.55	0.55	0.54	▼ -1.82%	6	279,545.00	150,754.30	▲ 50.00%	▲ 92.86%

SUNUASSUR	0.45	0.45	0.48	▲ 0.00%	12	1,337,336.00	622,021.28	▲ 0.00%	▲ 0.00%
UNIVINSURE	0.24	0.24	0.23	▼ -4.17%	89	40,373,612.00	9,094,059.61	▲ 15.00%	▲ 15.00%
VERITASKAP	0.23	0.23	0.21	▼ -8.70%	17	5,681,064.00	1,209,272.08	▼ -4.55%	▲ 5.00%
WAPIC	0.85	0.85	0.89	▲ 4.71%	85	4,438,216.00	3,602,717.46	▲ 93.48%	▲ 122.50%
AGRICULTURE									
FTNCOCOA	1.9	1.9	1.99	▲ 4.74%	119	13,252,641.00	25,414,511.80	▲ 145.68%	▲ 586.21%
LIVESTOCK	1.89	1.89	1.85	▼ -2.12%	66	4,550,144.00	8,263,980.77	▲ 25.00%	▲ 69.72%
OKOMUOIL	225	225	225	▲ 0.00%	42	136,415.00	30,871,846.20	▲ 19.68%	▲ 36.36%
PRESCO	178	178	178	▲ 0.00%	57	500,171.00	91,238,616.80	▲ 15.58%	▲ 29.45%
CONGLOMERATE									
JOHNHOLT	1.04	1.04	1.04	▲ 0.00%	4	7,209.00	7,992.34	▼ -45.55%	▲ 42.47%
TRANSCORP	3.21	3.21	3.3	▲ 2.80%	252	18,244,559.00	61,181,516.72	▲ 6.80%	▲ 192.04%
UACN	10	10	10	▲ 0.00%	37	400,584.00	3,981,900.50	▲ 5.26%	▼ -2.44%
CONSTRUCTIONAL ESTATE									
JBERGER	31	31	31	▲ 0.00%	56	545,000.00	16,493,982.00	▼ -1.27%	▲ 26.53%
UPDC	1.21	1.21	1.2	▼ -0.83%	18	1,116,431.00	1,339,348.21	▲ 0.00%	▲ 0.00%
HEALTH CARE									
FIDSON	12.87	12.87	12.5	▼ -2.87%	34	848,314.00	10,488,360.00	▲ 18.71%	▲ 38.89%
GLAXOSMITH	7.25	7.25	7.4	▲ 2.07%	57	2,737,159.00	20,296,234.95	▼ -1.99%	▲ 20.33%
MAYBAKER	5.45	5.45	5.45	▲ 0.00%	36	234,750.00	1,239,938.07	▲ 29.76%	▲ 26.74%
NEIMETH	1.8	1.8	1.8	▲ 0.00%	15	99,955.00	169,676.31	▲ 7.78%	▲ 25.87%
OIL AND GAS									
ARDOVA	16.9	16.9	16.9	▲ 0.00%	27	97,638.00	1,620,041.75	▼ -2.31%	▼ -8.15%
CONOIL	80.25	80.25	80.25	▲ 0.00%	146	181,466.00	15,141,362.50	▲ 38.48%	▲ 202.83%
ETERNA	15.85	15.85	17.4	▲ 9.78%	47	1,002,999.00	17,452,182.60	▲ 125.97%	▲ 160.09%
JAPAUFGOLD	0.65	0.65	0.59	▼ -9.23%	103	11,700,497.00	7,047,605.59	▲ 59.46%	▲ 110.71%
MRS	79	79	79	▲ 0.00%	32	60,414.00	4,444,577.75	▲ 76.14%	▲ 460.28%
OANDO	5.54	5.54	5.5	▼ -0.72%	128	8,772,097.00	48,276,593.80	▼ -4.68%	▲ 40.31%
TOTAL	336	336	336	▲ 0.00%	95	384,026.00	129,122,387.70	▲ 23.53%	▲ 74.09%
SEPLAT	1360	1360	1360	▲ 0.00%	14	42,878.00	58,331,459.00	▲ 13.33%	▲ 23.64%
SERVICES									
ABCTRANS	0.4	0.4	0.44	▲ 10.00%	8	379,165.00	166,832.60	▲ 2.33%	▲ 76.00%
ACADEMY	2	2	2.2	▲ 10.00%	98	2,489,180.00	5,393,318.36	▲ 14.58%	▲ 70.54%
CILEASING	3.88	3.88	3.88	▲ 0.00%	53	2,479,229.00	8,682,271.32	▲ 11.82%	▲ 21.25%
IKEJAHOTEL	3	3	3.3	▲ 10.00%	116	10,572,342.00	34,711,799.60	▲ 39.24%	▲ 214.29%
LEARNAFRCA	2.67	2.67	2.92	▲ 9.36%	27	289,055.00	843,687.90	▲ 20.66%	▲ 32.73%
NAHCO	15	15	15.7	▲ 4.67%	95	1,802,933.00	28,268,504.95	▲ 14.60%	▲ 145.31%
TANTALIZER	0.2	0.2	0.22	▲ 10.00%	9	1,007,200.00	207,359.00	▲ 4.76%	▲ 10.00%

UPL	2.35	2.35	2.35	 0.00%	26	469,322.00	1,105,493.36	 -0.84%	 23.68%
NATURAL RESOURCES									
IMG	8.4	8.4	9.2	 9.52%	29	291,810.00	2,675,980.10	 9.52%	 24.32%
MULTIVERSE	3.75	3.75	3.75	 0.00%	9	52,415.00	198,125.68	 -8.31%	 -5.78%

